

*Performing Arts Center
San Luis Obispo
Christopher Cohan Center*



PERFORMING
ARTS
CENTER
San Luis Obispo

***TECHNICAL INFORMATION
HANDBOOK***

(version 13.6)

February 2022

Page 1

*Performing Arts Center
Technical Services Department
San Luis Obispo, California*

Technical Information Handbook - Christopher Cohan Center*

*Performing Arts Center San Luis Obispo consists of two buildings, the 498 seat Alex and Faye Spanos Theatre and the Christopher Cohan Center. The Christopher Cohan Center contains two performance venues, the 1286 seat Harold Miossi Hall and the 3,100 square foot “black box” Pavilion, which can seat up to 230 people. This Technical Information Handbook relates to the Christopher Cohan Center and its two performance venues.

Table of Contents

General Information

Location / Directions	3
Parking ..	3
UPS/Fed Ex/USPS Deliveries.....	3

Technical Information

Loading dock.....	4
Stage	4
Rigging	4
Fly Line Schedule	5
Soft Goods	6
Rugs.....	6
Stage Equipment	
Dance Floor, Risers, Pianos.....	6
Electrics	7
Lighting Instruments.....	8
Projectors and Screens.....	8
Sound.....	9
Microphones, Communication	10
Front of House Mix Position.....	10
Phones/Internet.....	11
Dressing Rooms.....	11
Policies.....	12
Harold Miossi Hall Electronic Orchestra Shell.....	14

Diagrams and Floor Plans

Cohan Center Facility Overview.....	15
Harold Miossi Hall Overview.....	16
Harold Miossi Hall Section View.....	17
Harold Miossi Hall Front of House Mix Position..	17
Harold Miossi Hall Proscenium.....	18
Harold Miossi Hall Downstage Rigging Points.....	18
Harold Miossi Hall FOH Rep Plot.....	19
Dressing Room Plan.....	20

Pavilion

Pavilion Dimensions.....	21
Pavilion Rep Plot and specs.....	22
Pavilion Electrical Connections.....	23

**Performing Arts Center
1 Grand Ave
San Luis Obispo, CA. 93407-0441**

Directions to Cal Poly Campus

The Christopher Cohan Center is located on the Cal Poly campus.

From US Hwy 101 Northbound:

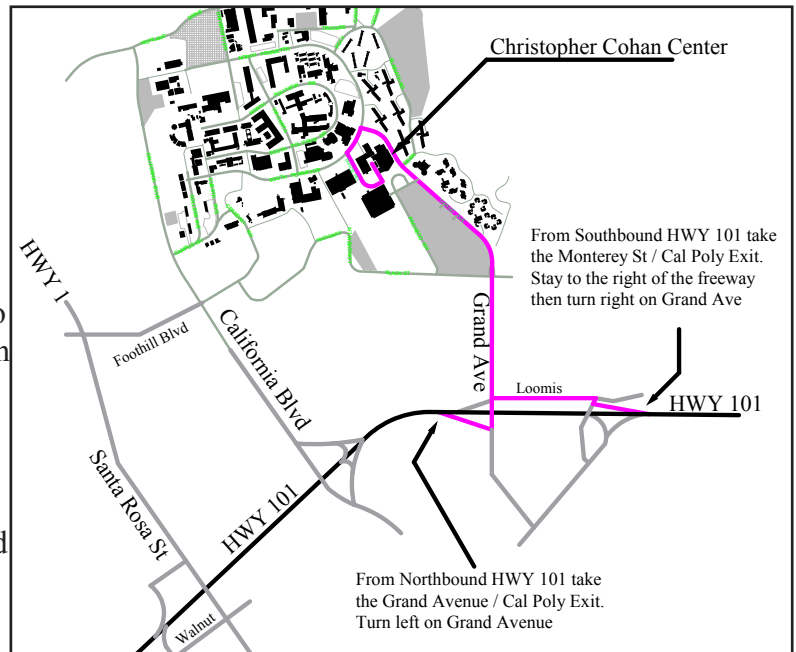
Take the “Grand Avenue—Cal Poly” exit and turn left at Grand Avenue (go under the freeway).

From US Hwy 101 Southbound:

Take “Monterey Street—Cal Poly” exit and stay to the right of the freeway to Grand Avenue, then turn right (away from the freeway).

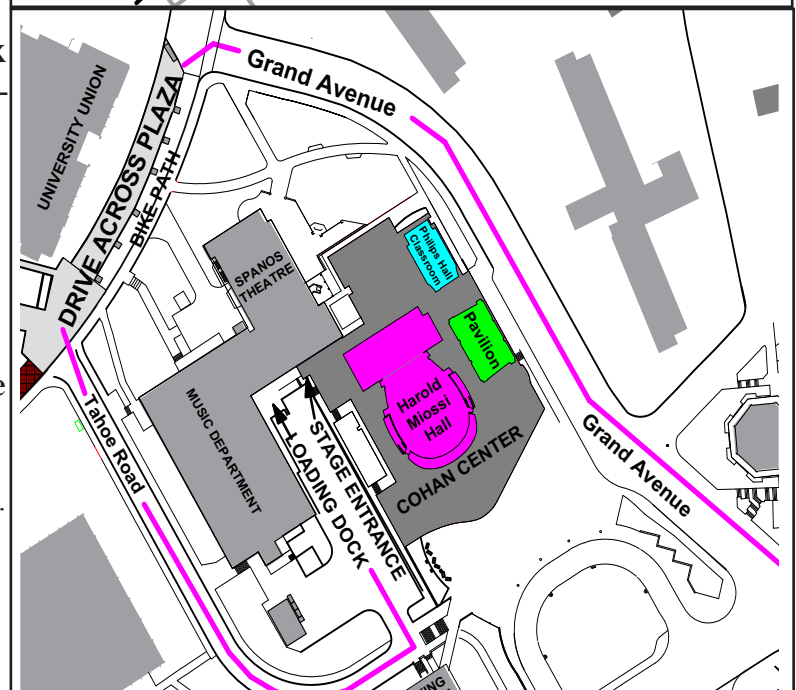
From Hwy 1 (Hearst Castle, Cambria, Morro-Bay, etc.):

Drive to Hwy 101 and get on Northbound HWY 101(right at Walnut). Stay right, and exit at “Grand Avenue—Cal Poly”.



Directions to Cohan Center loading dock

- Follow the above directions to the Cal Poly Campus and Grand Avenue
- Follow Grand Avenue to the stop sign at Perimeter Rd.
- **TURN LEFT AT PERIMETER ROAD GOING OVER THE RED PAVERS ON THE ONE LANE ACCESS ROUTE ACROSS THE PLAZA (NOTE: Ignore the sign that says right turn only.)**
- Turn LEFT on Tahoe Road. Go to the end.
- Park in a marked space or the large loading dock.
- Display campus permit AND dock pass (obtain from Stage Manager inside).



Parking

All campus parking regulations are strictly enforced by University Police year-around. All vehicles require a campus parking permit Monday through Thursday from 7:00 am to 10:00 pm and Friday from 7:00 am to 5:00 pm. Parking at the loading dock always requires an additional Loading Dock Pass.

UPS/Fed Ex/USPS Deliveries

All UPS, Fed Ex and Postal Service deliveries sent to the Cohan Center are first delivered to Cal Poly Distribution Services Warehouse and then transported to the Cohan Center usually on the afternoon of delivery. No deliveries are received on weekends or campus holidays.

Performing Arts Center
Technical Services Department
San Luis Obispo, California

Technical Information

Loading Dock:

The loading dock can accommodate 3 trucks and a tour bus. Additional buses may be parked in front of the trucks. The dock is 4' high. We have 2 dock plates. There is slight incline (2' rise in 30 feet) from the dock to the roll-up door entrance (8-foot wide x 14-foot high) which opens to a service hallway 12-foot wide x 14 feet high. Stage access is via a 16-foot wide door upstage center. There is also a long handicap ramp from pavement up to the loading dock.

Dock Door.....	14'h X 8'w
Upstage Hallway.....	14'h X 12'w
Dock to Stage.....	90'
Stage Door.....	14'h X 16'w
Shore Power.....	200amp main with 2-NEMA 14-50, 2-NEMA 10-50, 20amp NEMA 5-20

Harold Miossi Hall Stage:

Sprung Wood Floor, with Masonite Covering

Proscenium Opening.....	49'-9" Wide
	25' 10" high at center, 22' 10" high at sides
Apron to Plaster Line.....	11' 8" center, 9'-8" sides
Lift 1 to Plaster Line.....	24' 6"
Lift 2 to Plaster Line.....	39' 6"
Pit Depth.....	9'-6" (Spiralift, infinitely adjustable)
Plaster Line to Back Wall.....	39'
Plaster Line to column face	37'-3"
Centerline to Stage Right.....	44' 9"
Centerline to Stage Left.....	49' 3"
Stage Floor to Pinrail.....	33'
Stage Floor to Loading Bridge.....	62'
Stage Floor to Grid.....	70'
Stage Floor to Loft Beams.....	78'-8"

Harold Miossi Hall Rigging:

Single Purchase, Counterweight System, On T-Track Guides

Please see line schedule for exact spacing.

Batten High Trim	66'
Batten Low Trim	4'
Batten Length	60' (cyc pipe 70')
Batten Arbor Length	12'
Batten Arbor Capacity	2000 lb.
Electric High Trim	41' [NOTE: THIS IS A HARD STOP]
Electric Low Trim	4'
Electric Length	60'
Electric Arbor Length	16'
Electric Arbor Capacity	3000 lb.

Firewall: The Firewall path shall remain clear of obstructions.

Christopher Cohan Center Harold Miossi Hall San Luis Obispo, California			Show: Date:		Show Hang / Changes						
Line #	Distance From Previous set	Distance from Plaster Line	House Setup	This Show	Notes	Weight	Max Out Trim	Lineset Type			
		0"	The firewall path shall remain clear of obstructions								Firewall
1	Not Much	10"	FREE SET (inside smoke pocket)	Not recommended for flying curtains or scenery - Pipe = 53'-6" length				Grid (68')	Single Pipe		
2	5"	1'-3"	Guillotine MAIN / DS Valance	Guillotine MAIN / DS Valance			Grid (68')	Single Pipe			
3	6"	1'-9"	Main Drape - TRAVELER / DS Tormentors	Main Drape - TRAVELER / DS Tormentors			Grid (68')	Single Pipe			
4	10"	2'-7"	Scrim				Grid (68')	Single Pipe			
5	6"	3'-1"	FREE SET				Grid (68')	1' Truss Pipe			
6	8"	3'-9"	# 1 Electric (High Trim 41')	# 1 Electric (High Trim 41')			41'	4' Truss Pipe			
7	6"	4'-6"	FREE SET				Grid (68')	1' Truss Pipe			
8	6"	5'-0"	15'w x 20h masking legs for movie screen				Grid (68')	1' Truss Pipe			
9	6"	5'-6"	Movie Screen (Front projection)		40'x22'-6"		Grid (68')	Single Pipe			
10	6"	6'-0"	FREE SET				Grid (68')	1' Truss Pipe			
11	6"	6'-6"	FREE SET				Grid (68')	Single Pipe			
12	6"	7'-0"	Batten speakers for Constellation System				Grid (68')	1' Truss Pipe			
13			#1 Ladder	#1 Ladder				Ladder			
14	12"	8'-0"	#1 Border				Grid (68')	1' Truss Pipe			
15	6"	8'-9"	#1 Legs - TRAV				Grid (68')	Single Pipe			
16	6"	9'-3"	FREE SET				Grid (68')	1' Truss Pipe			
17	6"	9'-9"	Front/Rear 20'x12' Pro Screen				Grid (68')	Single Pipe			
18	6"	10'-9"	#2 Electric (High Trim 41')	#2 Electric (High Trim 41')	#2 Electric (High Trim 41')		41'	4' Truss Pipe			
19	6"	11'-8 3/4"	FREE SET				Grid (68')	Single Pipe			
20	6"	12'-3"	FREE SET				Grid (68')	1' Truss Pipe			
21	6"	12'-9"	FREE SET				Grid (68')	Single Pipe			
22	7"	13'-4"	FREE SET				Grid (68')	1' Truss Pipe			
23	5"	13'-9"	FREE SET				Grid (68')	1' Truss Pipe			
24			#2 Ladder	#2 Ladder				Ladder			
25	9"	14'-8"	#2 Masking Border				Grid (68')	1' Truss Pipe			
26	9"	15'-3"	#2 Legs - TRAV				Grid (68')	Single Pipe			
27	10"	16'-1"	FREE SET				Grid (68')	Single Pipe			
28	6"	16'-7"	FREE SET				Grid (68')	1' Truss Pipe			
29	8"	17'-3"	# 3 Electric (High Trim 41')	# 3 Electric (High Trim 41')	# 3 Electric (High Trim 41')		41'	4' Truss Pipe			
30	17"	18'-8"	FREE SET				Grid (68')	Single Pipe			
31	9 1/4"	19'-5 1/4"	FREE SET				Grid (68')	1' Truss Pipe			
32	9 1/4"	20'-2 1/2"	FREE SET				Grid (68')	Single Pipe			
33	5 3/4"	20'-8 1/4"	FREE SET				Grid (68')	1' Truss Pipe			
34	5 3/4"	21'-2"	# 3 Masking Border				Grid (68')	Single Pipe			
35	8"	21'-10 1/2"	FREE SET				Grid (68')	1' Truss Pipe			
36			#3 Ladder	#3 Ladder				Ladder			
37	10"	22'-8 1/2"	#3 Legs - TRAV				Grid (68')	Single Pipe			
38	9"	23'-6 1/2"	FREE SET				Grid (68')	Single Pipe			
39	14"	24'-8 1/2"	# 4 Electric (High Trim 41')	# 4 Electric (High Trim 41')	# 4 Electric (High Trim 41')		41'	4' Truss Pipe			
40	12"	25'-8 1/2"	FREE SET				Grid (68')	1' Truss Pipe			
41	6"	26'-2 1/2"	FREE SET				Grid (68')	Single Pipe			
42	7 1/4"	26'-9 3/4"	FREE SET				Grid (68')	1' Truss Pipe			
43	7 1/2"	27'-5 1/4"	#4 Masking Border				Grid (68')	1' Truss Pipe			
44			#4 Ladder	#4 Ladder				Ladder			
45	15 1/4"	28'-8 1/2"	#4 Legs - TRAV				Grid (68')	Single Pipe			
46	6"	29'-2 1/2"	FREE SET				Grid (68')	1' Truss Pipe			
47	6"	29'-8 1/2"	FREE SET				Grid (68')	Single Pipe			
48	12"	30'-8 1/2"	#5 Electric (High Trim 41')	#5 Electric (High Trim 41')	#5 Electric (High Trim 41')		41'	4' Truss Pipe			
49	12"	31'-8 1/2"	Traveler Track				Grid (68')	Single Pipe			
50	6"	32'-2 1/2"	FREE SET				Grid (68')	1' Truss Pipe			
51	6"	32'-8 1/2"	FREE SET				Grid (68')	Single Pipe			
52	5 1/2"	33'-2"	FREE SET				Grid (68')	1' Truss Pipe			
53	6 1/2"	33'-8 1/2"	FREE SET				Grid (68')	1' Truss Pipe			
54	6"	34'-2 1/2"	FREE SET				Grid (68')	1' Truss Pipe			
55	6"	34'-8 1/2"	Blackout /TRAV				Grid (68')	1' Truss Pipe			
56	6"	35'-2 1/2"	FREE SET				Grid (68')	1' Truss Pipe			
57	6"	35'-8 1/2"	Cyclorama (White)				Grid (68')	Single Pipe			

37' - 3" Back wall column face

Please check with staff before assigning flies for your show.

Notes: Plaster Line (0'-00") is safety curtain line (masonite joins hardwood floor).
 All battens are 60-foot with 6 pickups except Torms & Cyc (70-foot), and line set 1 (53' 6").
 Grid Top is 70-foot; Low Trim is 4-feet. Loading Bridge is at 62-feet.
 Soft Goods are 30-feet high. All legs are full-stage travellers.
 Electrics high trim is 41-feet. Cannot be altered.

***Performing Arts Center
Technical Services Department
San Luis Obispo, California***

Soft Goods - Harold Miossi Hall:

Main Teaser Cherry Red 30'h X 60'w (Doubles As Guillotine Main)
Main Drape Cherry Red 30'h X 60'w (Full Width Traveler)
Masking Borders Black 12'h X 90'w (Qty 4)
Legs Black 30'h X 32'6" w (QTY 4 sets- 2 per set) (Full stage width travelers)
Auxiliary Legs Black 30'h X 15'w (16-oz Commando) (Qty 6)
Auxiliary Legs Black 30'h X 15'w (Duvateen) (Qty 8)
Gold Lamé 32'h X 60'w (Full Width Traveler)
Speaker's Curtain White 32'h X 60'w (Full Width Traveler)
Metallic Silver/Black Bouclé 32'h X 60'w (Full Width Traveler)
Navy Blue Satin 32'h X 60'w (Full Width Traveler)
Sharkstooth Scrim Black 30'h X 60'w (QTY 3)
Sharkstooth Scrim White 30'h X 60'w
White Bounce 30'h X 60'w
White CYC (seamless) 30'h X 60' w
White CYC (with seams) 35'h X 65' w
Zetex Black Fire Borders 3'h X 54' wide (QTY 5)

Rugs:

Pit Carpet Black Fitted to Lift 1 - Orchestra Pit
Beige Rugs 12' x 20' (Qty 2)
Drum Rugs black 8' x 8' (Qty 2)

Stage Equipment:

Dance Floor

Harlequin Cascade (Covers from edge of apron to upstage wall and 60' wide)

Risers: Wenger Versalite Portable Staging

4' x 8' platforms (QTY 30)	4' x 4' platforms (QTY 6)
6" legs (QTY 120)	12" legs (QTY 204)
18" legs (QTY 144)	24" legs (QTY 204)
30" legs (QTY 120)	36" legs (QTY 196)

Wenger Step Units 2-steps for 24" rise (QTY 4)
Wenger Step Units 4-steps for 40" rise (QTY 2)
Wenger Tourmaster Choral Riser 4 steps with back rails (QTY 10)
Wenger Legacy Acoustic Shells (QTY 9)

Pianos:

2- 9-foot Steinway "D" Concert Grand Pianos
1- Yamaha U3 upright piano
1- Yamaha P2 upright piano

Forbes Pipe Organ: Opus 129 designed and built by CB Fisk Inc. - 38 voices, 48 ranks, 2,767 pipes

Performing Arts Center
Technical Services Department
San Luis Obispo, California

Electrics - Harold Miossi Hall

Road Power1- 400 Amp 3 Phase (120/208) Cam-lok located stage left
1- 400 Amp 3 Phase (120/208) Cam-lok/tails located stage left
1- 175 Amp 3 phase (120/208) Cam-lok located up stage right

NOTE: Power cable from service must meet code: 4/0 from 400amp service and 2/0 from 200amp service.

House Power Cable (5 wire cam-lok).....2x25'-4/0 cables, 1x10'-4/0 cables, 2x25'-2/0 cable.

Control ConsoleETC EOS Ti 24k with one 1x20 motorized fader wing
Auxiliary Consoles.....ETC GIO@5 24k with one 1X10 motorized fader wing

Data DistributionsACN (Streaming Architecture Control Network) throughout venue
ETC Gateway inputs/outputs on every electric, Stage Left, Stage Right and FOH Position

Dimmer TypeETC Sensor
Number Of Stage Dimmers560
Wattage Of Stage Dimmers2,400 Watts
Voltage of Stage Dimmers115V 60Hz

Location Of Circuits:

Electrics

Electric #1 56 Stage Pin circuits & 4-20 amp non-dim Edison circuits
Electric #2 38 Stage Pin circuits & 4-20 amp non-dim Edison circuits
Electric #3 32 Stage Pin circuits & 4-20 amp non-dim Edison circuits
Electric #4 38 Stage Pin circuits & 4-20 amp non-dim Edison circuits
Electric #5 32 Stage Pin circuits & 4-20 amp non-dim Edison circuits

Ladders

S/R 4 Ladders
S/L 4 Ladders

Each ladder contains 12 Stage Pin circuits & 1-20 amp non-dim Edison circuit

Floor Pockets

S/R 5 pockets
S/L 5 pockets

Each pocket contains 3 Stage Pin circuits & 1-20 amp non-dim Edison circuit

Cyc Pockets

US 9 pockets

Each pocket contains 4 Stage Pin circuits & 1-20 amp non-dim Edison circuit

Grid Drops 12 circuits on Socapex located at SL pin rail

Drop Boxes 2 -- 12 Stage Pin circuit drop boxes/Socapex connectors

Balcony Rail 32 Stage Pin circuits & 8-20 amp non-dim Edison circuit

Ante Proscenium #1 32 Stage Pin circuits & 6-20 amp non-dim Edison circuit

Ante Proscenium #2 32 Stage Pin circuits & 6-20 amp non-dim Edison circuit

Ante Proscenium Ctr Ring 16 Stage Pin circuits & 6-20 amp non-dim Edison circuit

Pit Lift #1 8 Stage Pin circuits

Pit Lift #2 8 Stage Pin circuits

Trap Pit 12 Stage Pin circuits

Performing Arts Center
Technical Services Department
San Luis Obispo, California

Lighting Instruments

ETC Source Four	Strong Xenon Super Trouper
5 Degree12	2000w Long Throw Follow Spot.....4
10 Degree30	[Spot Booth Throw Distance....120 feet]
19 Degree68	
26 Degree77	Dataflash AF1000 4
36 Degree52	DF-50 Hazer 1
50 Degree42	MGD Max 5000 fogger.....1
Strand Fresnels	Chroma-Q Color Changers M114
6" 1kw30	Chroma-Q Color Changers Mk216
8" 2kw40	Rosco ImagePro image projector.....4
	Rosco single gobo rotators3
VNSP par lamps.....4	Rosco double gobo rotators.....2
ETC Source 4 PAR64	Mirror ball 18".....1
WFL S4 par lens.....64	
MFL S4 par lens.....64	Accessories
NSP S4 par lens.....64	S4 Iris.....12
VNSP S4 par lens.....64	Top Hats S4.....16
ETC ColorSource PAR.....22	Half Hats S4.....20
Wide, Med. & Narrow oval lenses...22	Barn Doors 6".....30
	Barn Doors 8".....40
Martin	Donuts S4.....40
MAC 2000 Profile (Main Hall).....10	Gobo holders A size.....19
MAC 2000 Profile (Pavilion).....12	Gobo holders B size.....70
MAC III Profile.....4	Floor Stands.....24
MAC401Dual RGB Zoom(Pavilion)...4	Boom Bases.....14
	Boom Side Arms.....64
Vari*Lite	Personnel Lifts:
VL 3500Q Spot (see FOH plot).....4	JLG AXCESSOR 20 DVL
	25'6" Working Height
Robe	19'6" Platform Height
BMFL Spot.....17	Motorized Drive
	Handy Herman III Model 24D
GLP	30' Working Height
Impression X4L.....16	24' Platform Height
Selecon Pacific Zoom 23-50.....4	
	Projectors and Screens
Strand Iris Cyclights, 2-Cell, (1kw lamps)...12	Panasonic 7,000 lumen projector.....1
Altman MR-16 strip lights, 6-foot X 3-circuit... 8	12' x 21'4" front or rear projection screen.....1
(38 degree 75W)	40' x 22'-6" front projection screen.....1
	Barco DP2K-23B (in light booth).....1

*Performing Arts Center
Technical Services Department
San Luis Obispo, California*

Sound

SOUND LEVELS: Maximum sound level not to exceed 95db.

Harold Miossi Hall Front of House Speakers:

Zones: left, right, ground, balcony fill, lobbies, and backstage.

Line Arrays: 1-Meyer 600HP Sub (2x15") 11-Meyer Mica (2-1.2" & 2-10")

Ground: Meyer UPQ-2P (1.5" & 15") Meyer 600-HP sub (2x15") additional subs can be added

Front Fill: 4-Meyer UP-4XP (1-1" & 2-4")

Balcony Fill: 6-Meyer UP Junior (1-2" & 1-8")

Speaker management: 2-Meyer Galileo 616s with analog inputs.

Harold Miossi Hall Front of House Sound System

FOH Console: Allen & Heath DLive s7000 surface

DM64 Mixrack with 64 inputs and 32 outputs.

Monitor System

MON Console: Allen & Heath s5000 surface

DM0 Mixrack. Inputs digitally split from DM64 w/ independent trim controls

Speakers: 18-L'Acoustic x12 coaxial wedges.

Amplifiers: L'Acoustic LA-RAKII 12 mixes. L'Acoustic LA-4

In ear monitors: 4 Shure PSM 900

Splitters Whirlwind 3-way stage splitter with Jensen transformers

Distribution Whirlwind Medusa series stage boxes & snakes

Playback/Record

MacMini with Qlab & iTunes at FoH

Tascam SS-R250N at FOH and SS-CDR250n in booth

Tascam CDRW2000

Numark CDN77USB Dual USB and MP3/CD player

Performing Arts Center
Technical Services Department
San Luis Obispo, California

Microphones:

AKG

C-414B-TLII.....10
C480 preamp.....7
C480 Capsules
 CK61 cardioid.....2
 CK62 omni.....2
 CK63 hypercardioid.....4
 Shotgun.....6
C3000 cardioid....4
SE300B hyper cardioid.....2
D 112.....1
D3900.....5

Beyer 88.....6

Countryman DI.....13

Countryman E6i earset mic.....8
 B2D lavalier mic.....4

Crown PCC 160.....4

DPA SMK4060 omni....2

Neuman KMS 105.....4

Radial

JDI passive DI.....2
JPC stereo PC DI.....3
J48 active DI.....4
J48 stereo active DI....2
PRO AV-1 multimedia DI....3
PRO AV-2 multimedia DI....2

Stands:

14 Heavy round base microphone stands
26 Medium round base microphone stands
11 Short round base microphone stands
45 Boom arms
5 Tripod microphone stands
6 Shure A98KCS Horn clamps for SM98
20 Claws
6 Guitar stands
2 elec guitar stands

Front of House Mix Position:

Harold Miossi Hall has a permanent FOH mix position with an A&H DLive s7000. To accommodate tour consoles our mixer can be removed leaving a heavy duty steel framed 10' X 4' table for the tour console to be placed on. If your console has to sit on top of your racks we can strike the 10' x 4' table leaving a 10'10" X 9'9" area for the tour equipment. Row S seats can be removed and tables can be placed to either side of the sound mix position for lighting boards, etc. A diagram of the mix position is located on page 17.

Rode NT-4.....1

Sennheiser

MDS 421.....9
441.....5
e609.....4
e604.....4

Shure

SM 57.....11	Beta 52a.....1
SM 58.....11	Beta 57a.....2
SM 81.....8	Beta 58a.....5
SM 86.....1	Beta 87c.....1
SM 87.....5	Beta 91a.....1
KSM 32.....3	Beta 98.....5

Shure Wireless System

UR4D+ UHF-R Receivers.....8
Hand Held transmitter body UR-2....8
KSM9 capsule.....8
SM 58 capsule.....8
SM 87A capsule.....8
Bodypack transmitter UR-1.....8
 (Bodypacks have TA4M connectors)
MX 185 Cardioid Lavalier Mic.....8
WL184 Supercardioid Lavalier.....8
WL 50B Omni Lavalier....8
Beta 53 Headset Mic.....8
Instrument Cables.....8

Communications

Intercom.....Clear-Com 4-channel wired throughout the facility.
10-digital wireless 2 channel CellCom belt packs
5-analog wireless Clear-Com belt packs.
Dry-line or interface for touring systems.

Performing Arts Center
Technical Services Department
San Luis Obispo, California

Dressing Rooms

Room 109 Green Room, with couches & rest room (stage right)
Room 110 1- station w/ rest room & shower (stage right)
Room 111 1- station w/ rest room (stage right)
Room 115 5-stations w/ rest room (upstage)
Room 117 19-stations w/ rest room & showers (up-stage)
Room 118 20-stations (upstage)
Room 119 19-stations (upstage)
Room 120 18-stations w/ rest room & showers (up-stage)
Room 121 4-stations w/ rest room
Each station is equipped with mirror, counter, lockable drawer & make up lights. Each dressing room contains a full length mirror. We also have 2 portable full length mirrors

Making Calls

1. Outgoing
Press “7” to obtain an off-campus line. There is NO 2nd dial tone. Use a calling card [“O+” or 800] or call collect to numbers outside the local calling area. Within the PAC and on-campus, just dial the 5-digit number beginning with 6.
2. Computer/FAX
You may connect a FAX or modem to these lines. Note that most of our other lines are digital and will NOT work with analog phones, modems or faxes.
A broken or “beeping” dial tone will alert you to messages waiting. You can dial over this, but many FAX machines and modems will not sense this as a valid dial tone, so you may have to clear waiting voicemail before using your FAX or computer.
Voice Mail can be turned off: Press #21#. To turn Voice Mail back ON: Press *21#.

Voicemail service.

• Call the voicemail access number - 6 6245. (From off-campus 756-6245). If you get a Cal Poly greeting, press #. If you are at a different phone, press * #. The password is the 5-digit telephone extension number.

Laundry Facilities

Room 114 Blue Room
2 Washers (Both drain into utility sink)
2 Dryers (2nd dryer located outside of Room 115)

Wi-Fi Information

Network: CalPolyGuest
Password: N/A

How to:

1. Go to the Wi-Fi menu on your device and select CalPolyGuest
2. The guest Wi-Fi login page should open automatically. If it doesn't, launch a browser.
3. Click the **login** button to accept the Guest Network Terms of Agreement.
4. You are now connected to CalPolyGuest.

PHONES

PHONE NUMBERS

Greenroom 109 phone: (805)756-7251 Dressing
Room 110 phone: (805)756-6280 Dressing
Room 111 phone: (805)756-6281 Dressing
Room 115 phone: (805)756-6280 Founders
Room 304 phone: (805)756-7132 High Speed
Internet connection in all 5 rooms

Performing Arts Center Staff

Technical Staff Phone Numbers:

Tom McPherron (Technical Director) (805) 756-1410
Clint Bryson (Production Manager) (805) 756-6595
Wes McKee (Call Steward) (805) 756-7247
Robb Albrecht (Stage Technician) (805) 756-6283
Nate Deack (Stage Technician) (805) 748-0328
Tim Seawell (Stage Technician) (805) 756-7245
Technical FAX (805) 756-7250

PAC Administration Phone Numbers:

Ryan Gruss (Director) (805) 756-2790
Heather Gray (Admin/Finance Support) (805) 756-7555
Elliott Stava (Patron Services/Ticketing) (805) 756-7288
Andrea Castillo (Calendar Inquires) (805) 756-7223
Admin FAX 756-6088

***Performing Arts Center
Technical Services Department
San Luis Obispo, California***

Policies

ANIMALS PROHIBITED: Animals are not allowed for any reason except as an integral part of the show or service animals.

BALLOONS: No helium balloons are allowed in the Performing Arts Center.

BLOCKING OF HOUSE EGRESS: Due to fire regulations, no aisle or part of an aisle or Exit doorway shall be blocked in any manner.

CHAPERONING OF CHILDREN: Events incorporating groups of children must have adult supervision at all times in the performance and support areas. If the client does not provide adequate chaperones, additional PAC crew may be assigned at client expense.

CONTROL OF PREMISES: It is understood that no agreement with the client relinquishes PAC's right to control the management of the Facility and to enforce all necessary laws, rules and regulations. Client will afford the PAC staff the right to enter any part of the PAC at any time in the performance of their normal job duties.

CONTROL OF STAGE EQUIPMENT: No stage rigging, stage lighting or any other stage equipment can be used or changed without the prior approval of the PAC technical staff.

COPYRIGHT: Royalty payment and copyright clearance is the sole responsibility of the Client. Client must accept all responsibility for and absolve the PAC from any liability or expense arising out of the use of any composition, work or material covered by copyright.

DOORS: Doors to the auditorium open at half-hour. All pre-sets, sound and light checks must be completed before that time. Lobby doors open to the public at 1-hour.

DAMAGES: Damages to any PAC property or rental property as a result of an event are the exclusive financial responsibility of the Client, regardless of who caused the damage.

DRESSING ROOMS: Dressing rooms must be left in a neat and orderly fashion or a cleaning charge may be imposed.

DRAPERIES: Stage draperies may not be altered, pinned or taped. Removal or relocation must be under the supervision of PAC technical staff.

EJECTION: The PAC reserves the right to eject any objectionable person.

FIREPROOFING: All scenic materials brought in by client must be flameproofed and/or conform to the Uniform Fire Code. The

user must conform to University fire code regulations, which include but are not limited to:

1. All scenery and softgoods provided by user shall be flame-retardant treated or non-flammable in nature. Cardboard is NOT permitted.
2. No open flame or flammable fluids shall be used without appropriate State Fire Marshal permits. Pyrotechnics shall not be used without appropriate State Pyrotechnic permits and must be under direct supervision of a licensed pyrotechnician.
3. No scenery, drops, properties, decorations or other combustible effects shall be used unless treated for flame retardancy.
4. No obstructions shall be placed in the exitways (including auditorium aisles).
5. Operation of the fire curtain shall not be impaired (such as by scenery crossing the proscenium line).
6. No flammable materials such as bunting, tissue paper, crepe paper, etc. are permitted to be used for decorations. All other materials used for decorative purposes (banners, posters, etc.) must be flameproofed and be able to pass a Fire Department flame test. Oilcloth, tarpaper, sisal paper, nylon and certain other plastic materials cannot be made flame retardant and their use is prohibited. Exceptions require the advance written approval of the Fire Marshal, and may require additional safety measures.

FIRE ALARM: Clients and artists engaged by clients are required to shut down operations (i.e., sound & lighting systems) in the event of a fire alarm. All persons are required to evacuate the building. The fire alarm consists of strobe lights, a siren and voice announcements to evacuate.

FOG AND SMOKE: A technician will be posted at the fire panel when smoke detectors are bypassed to accommodate stage smoke or fog requirements of a show.

FLAME EFFECTS: Any open flame used in any performance or event will require a written permit from the State Fire Marshal.

FOOD & DRINK: No food or drink is allowed on the stage or in the auditorium at any time. Sports bottles or spill-proof mugs may be acceptable on stage. All catered food must be arranged through Campus Dining. Chewing Gum should be discarded before entering the stage.

LOADING DOCK: The loading dock is located on the west side of the PAC and is for loading and unloading of equipment. A limited number of vehicles may be allowed to park at the dock with prior approval on an as needed basis. Any vehicles parked at the dock must display a valid PAC Dock Pass in addition to any campus permits that may be needed, or they will be ticketed.

MEAL BREAKS: Meal breaks shall be scheduled for the PAC technical staff for lunch and dinner. Meal breaks shall be at least one half hour long.

NAILS & TACKS, ETC.: No client shall allow nails, tacks, stage screws, or similar material to be driven or placed in any part of the premises or equipment without the approval of the PAC technical staff. Repair of all damage is the financial responsibility of the client. Poster putty & tape are not permitted on the walls.

OUTSOURCE: Outside services and materials can be arranged for by the PAC as a convenience to the Client in accomplishing the needs of the show. Costs will be passed through to the client.

PROSCENIUM: Users may not alter, remove or attach to the wooden proscenium at any time.

PYROTECHNICS: No pyrotechnics will be allowed without the proper state permits and a licensed pyrotechnician. Client is responsible for all costs involved with procuring permits. Client is responsible for any damages arising out of use of pyro, such as burns to softgoods or dancefloor.

PUBLIC SAFETY: Client agrees that at all times he/she will conduct his/her activities with full regard for public safety, and will observe and abide by all applicable regulations and requests by duly authorized campus and governmental agencies responsible for public safety.

RECORDING SERVICES: Technical Services will facilitate any recording requests made by the client. However, it must be understood by the client that the performance spaces are not recording studios. Therefore, PAC does not guarantee the control of the performance spaces that would be inherent in a studio. Client warrants that all appropriate rights clearances and performance releases have been obtained.

RIGGING: Rigging shall be under the supervision of PAC Staff ONLY, with PAC crew as needed. All flown scenery will be inspected for safety and may be rejected for any cause by the PAC staff person in charge.

RULES: By contracting with the PAC, client agrees to be bound by all provisions in these rules. Client shall ensure that all participants are made aware of these Rules & Regulations and that they must abide by them.

SCENERY REMOVAL: All scenery, props, costumes, equipment, etc. belonging to the client must be removed by the client immediately following the final performance. All items not removed will be assumed to be trash and disposed of accordingly. There may be an additional charge levied to clean up and remove such debris. Subject to scheduling constraints, some items may be held for later pickup with prior technical department approval.

SCENERY STABILITY: Tall or unstable scenic pieces will be made stable before their use is permitted.

STORAGE. Storage is not available within the facility. Everything must be removed at the time of the loadout.

SECURITY OF VALUABLES: No lockbox is provided to clients of the performance spaces. It is suggested that anything valuable not be brought into the backstage area. Lockable drawers are provided in the dressing rooms.

SECURITY: Only those persons involved with the production are permitted backstage.

SMOKING POLICY: Smoking is not permitted anywhere in the buildings at the PAC.

STANDARDS OF CONDUCT:

1. All individuals have the responsibility to conduct themselves in a manner that is not sexually harassing to others. Sexual harassment will not be tolerated.
2. Any form of violence is unacceptable behavior and cause for removal or further action. This includes belligerence, physical violence and using obscene, abusive or threatening language.
3. Intoxication, whether from alcohol use or drugs, is a safety hazard and endangers everyone. Intoxicated persons will be suspended and/or ejected immediately.

STAFFING: All clients' production needs are coordinated through the the PAC's Production Manager. All crews are assigned through the Call Steward. PAC Technical Services retains the right to determine the appropriate number of staff to service an event, and to name the specific personnel assigned.

SAFETY: Final approval or denial of potentially dangerous client equipment or processes rests with the Technical Director. If a client's employee or volunteer is deemed unsafe in skill or manner by the supervisor or Technical Director, such person may be required to leave the building. The Stage Manager may conduct a short safety meeting prior to a load-in covering basic safety considerations and rules. The client's employees & volunteers are required to attend the meeting, which will occur prior to the start of any work. It is the responsibility of the Client to familiarize themselves, their agents, volunteers and employees with the safety procedures and regulations governing all parts of the facility used by the Client. Center employees and guests may not be exposed to unsafe conditions, including excessive sound levels

SOUND LEVELS: User's event shall not exceed maximum sound decibel levels as established by the Performing Arts Center (maximum 95db measured at the mix position — all frequencies). The Performing Arts Center has the audience enjoyment of the performance and their safety to consider, therefore, PAC staff will have final responsibility to adjust house sound levels as necessary. Client contracts with artists shall have this clause made a part of the agreement.

TAPE: Tape is not allowed on any walls, doors or windows.

Harold Miossi Hall ELECTRONIC ORCHESTRA SHELL FOR THRUST STAGE ORCHESTRAS AND CHOIRS

The Meyer Constellation System creates an electronic shell for conductors and musicians to hear themselves better on stage. The system is composed of speakers and microphones suspended over the thrust stage on computer controlled motors which can be deployed when needed. Additional speakers are mounted in the proscenium, stage right and left walls and upstage batten. A scrim conceals the upstage speakers from view. The Constellation System is used with the thrust stage for orchestras and choirs. The system eliminates the need for choral shells. The speakers and microphones suspended over the stage are flown out to the ceiling when not in use.

Constellation System components:

16-DPA CSM4000 compact cardioid microphones suspended over the thrust stage.

20-Meyer Stella 8C speakers suspended over the thrust stage

4-Meyer UP-XP speakers wall mounted stage right

4-Meyer UP-XP speakers wall mounted stage left

4-Meyer UP-XP speakers mounted in the proscenium arch

6-Meyer UP-Junior speakers mounted on upstage batten

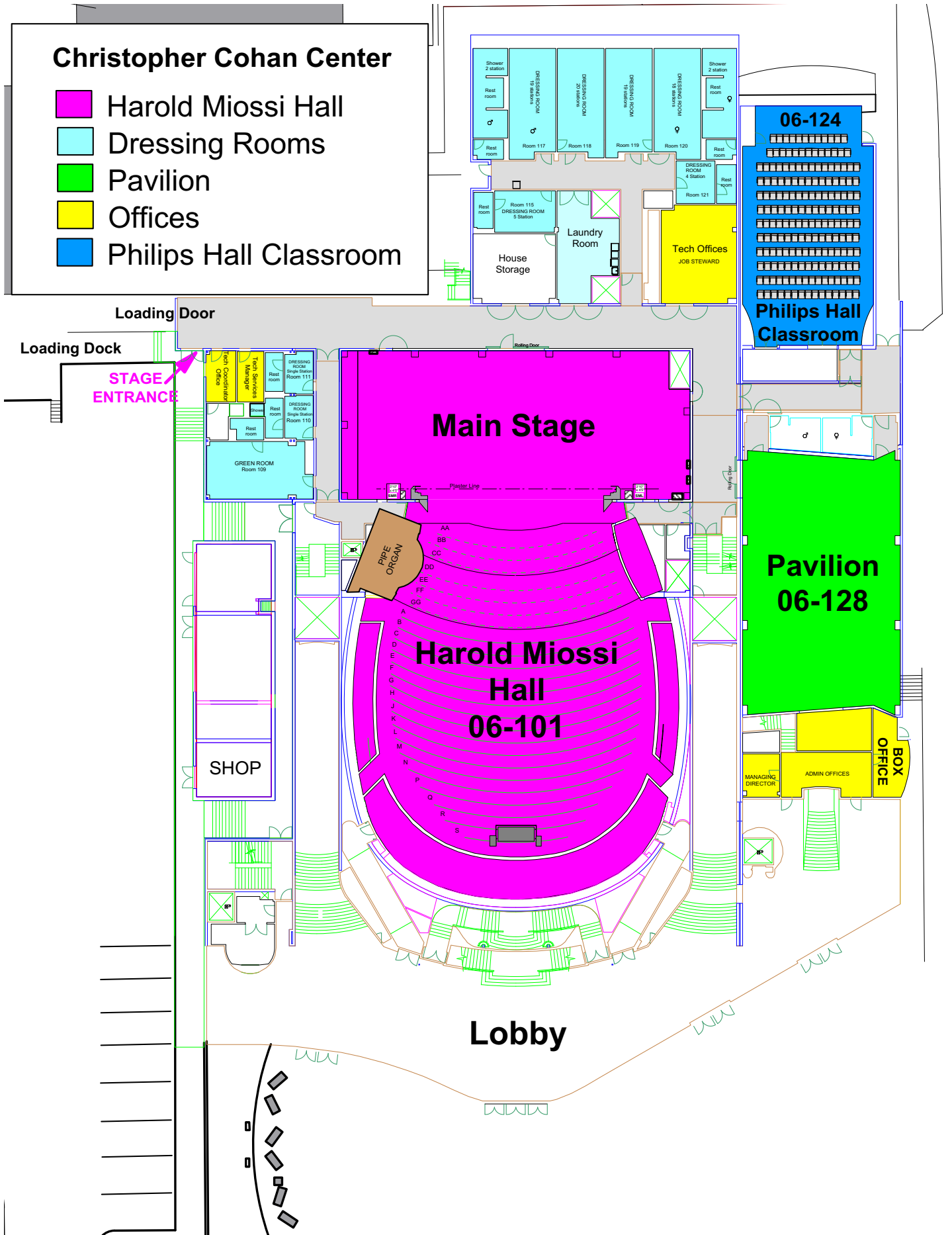
6-Meyer UMS-1P subs (2 stage right, 2 stage left, and 2 upstage)

Processing is done with 1-Meyer D-Mitri Core Processor and 1-Meyer D-Mitri VRAS Processor

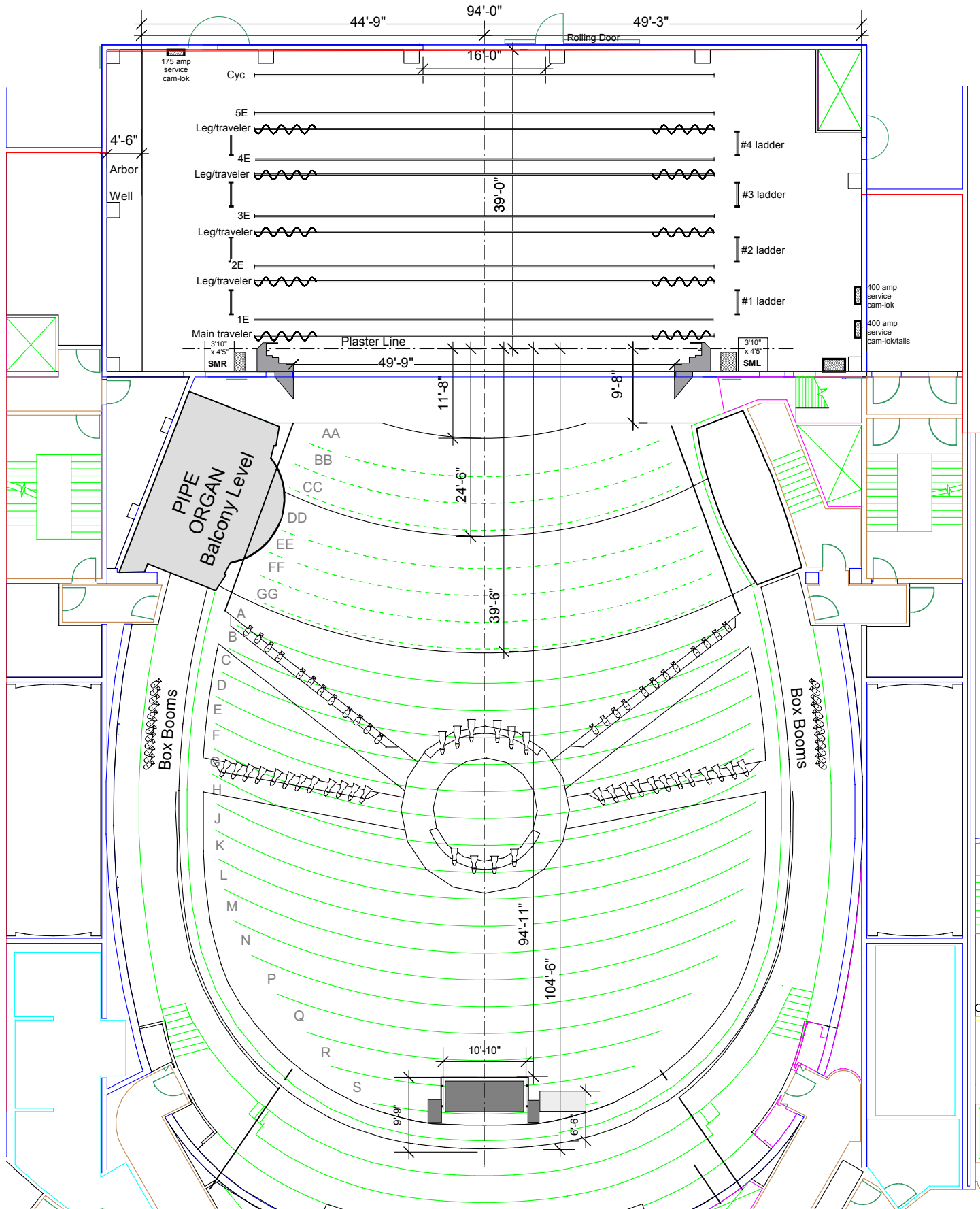


Christopher Cohan Center

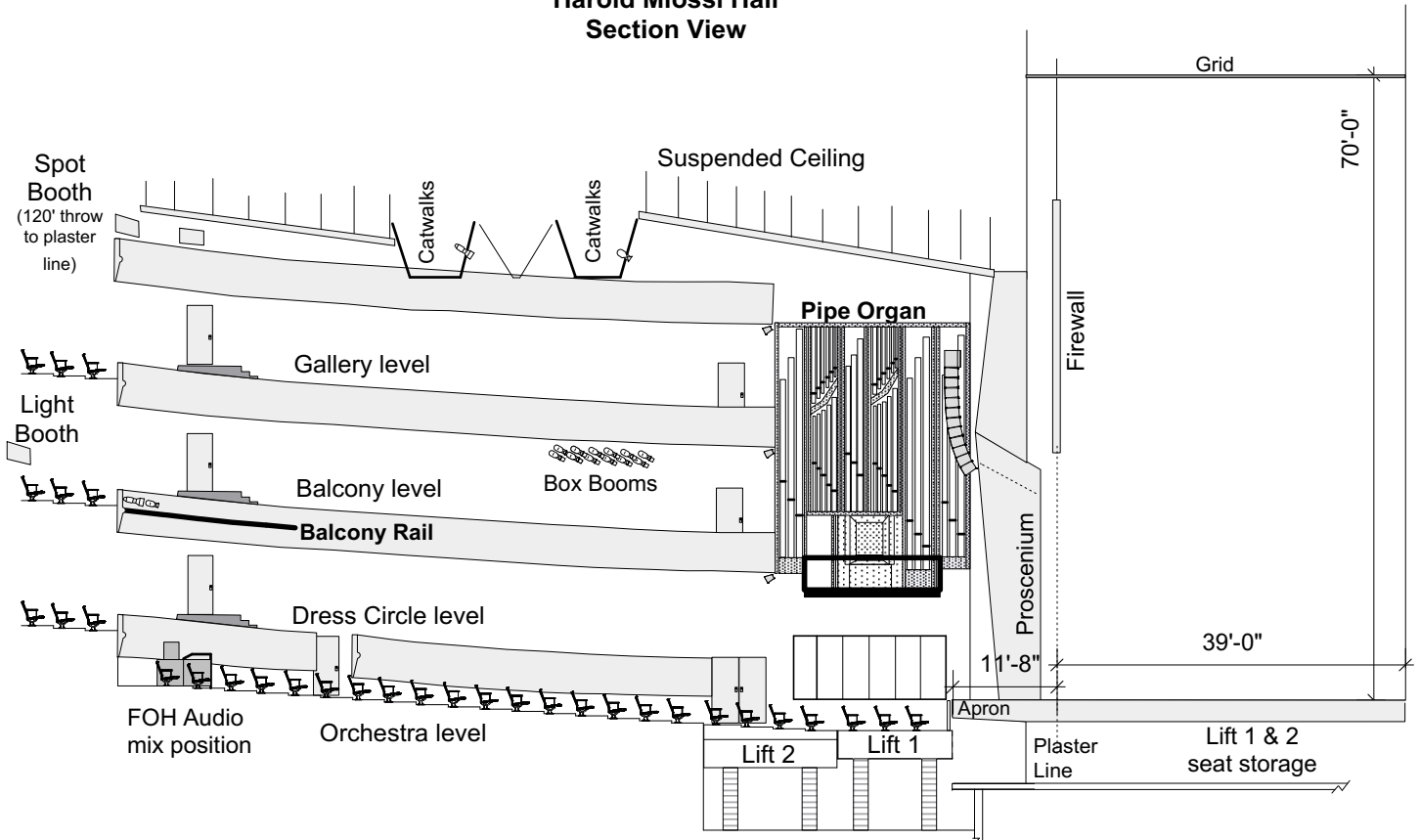
- Harold Miossi Hall
- Dressing Rooms
- Pavilion
- Offices
- Philips Hall Classroom



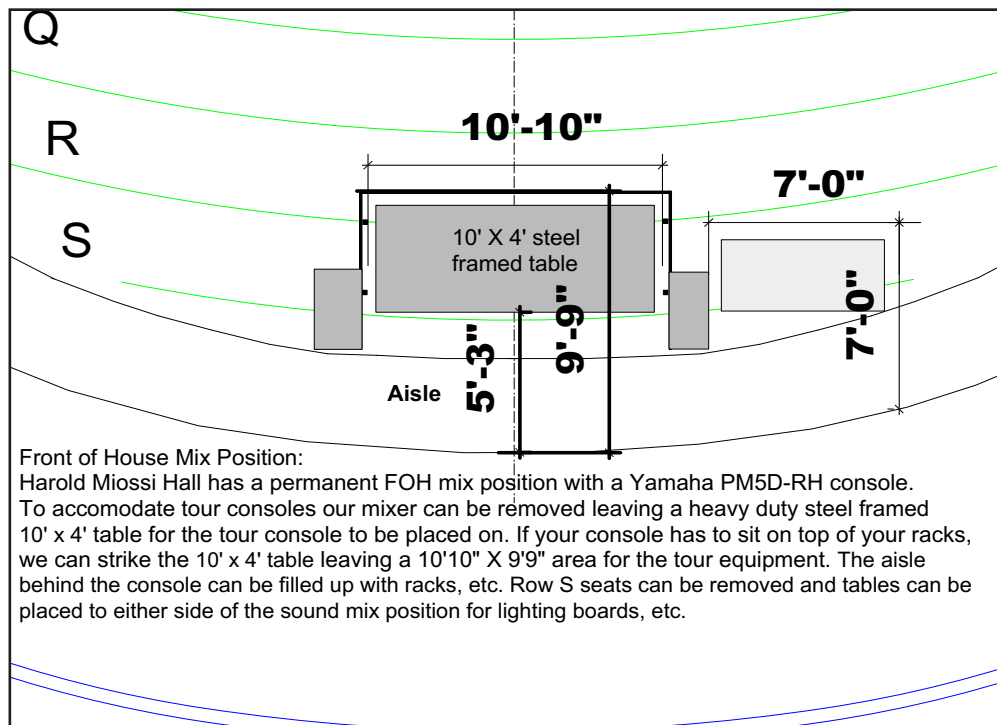
Harold Miossi Hall



Harold Miossi Hall Section View

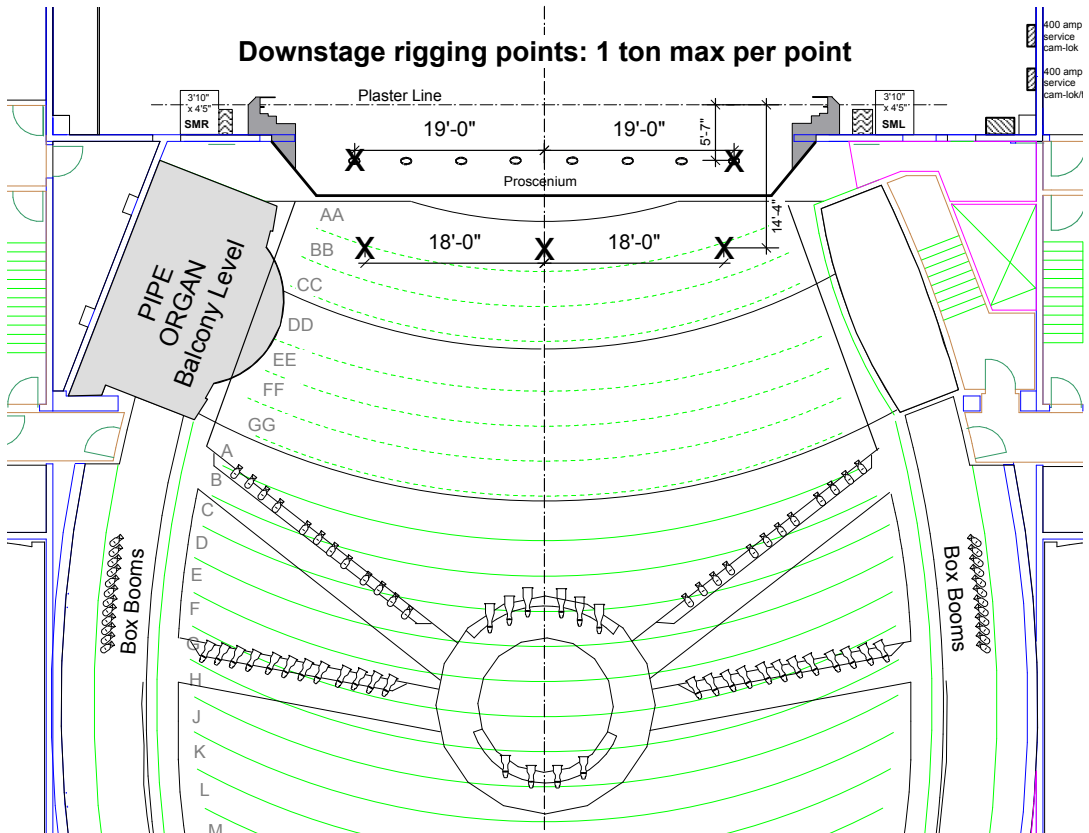
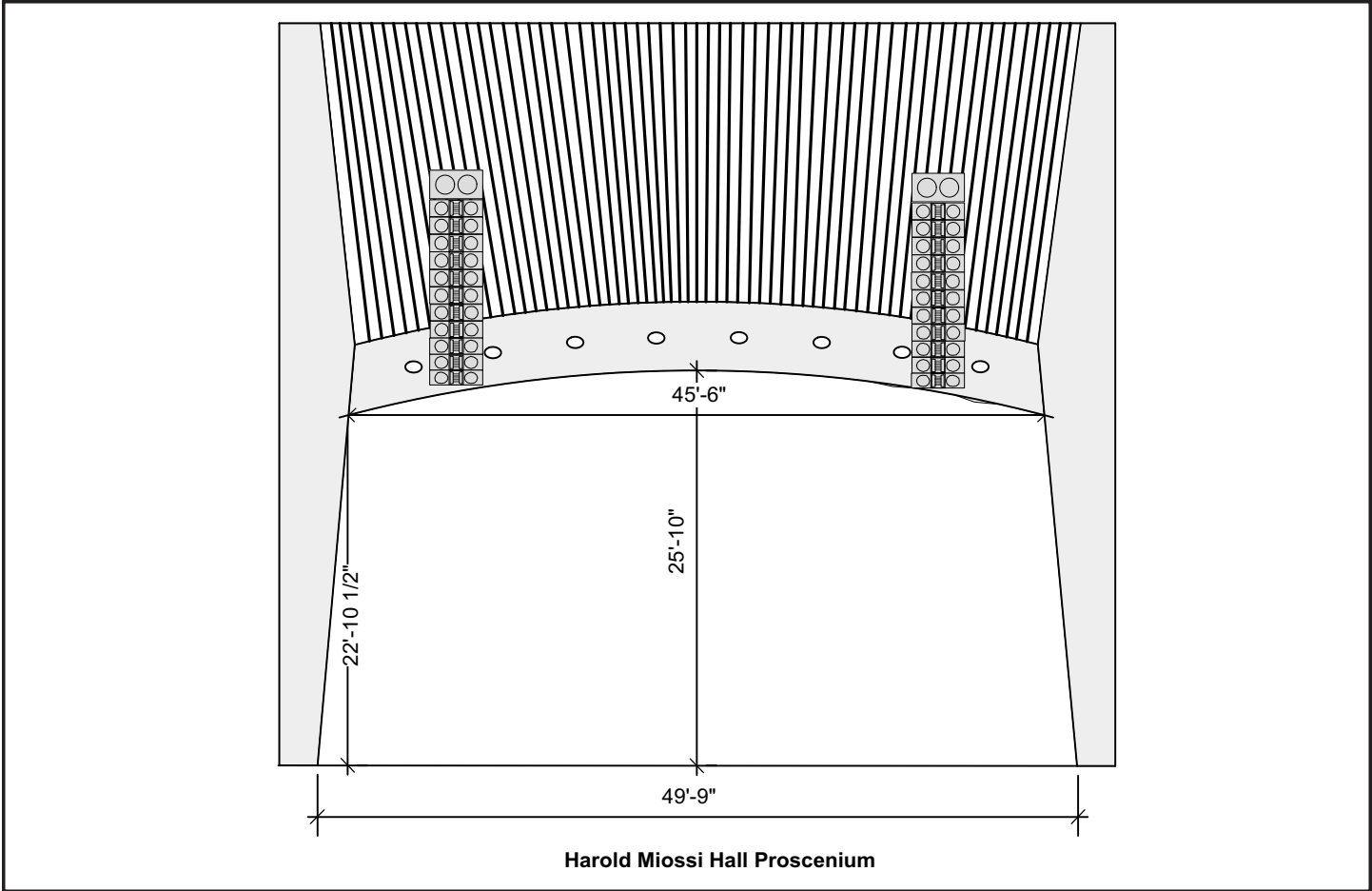


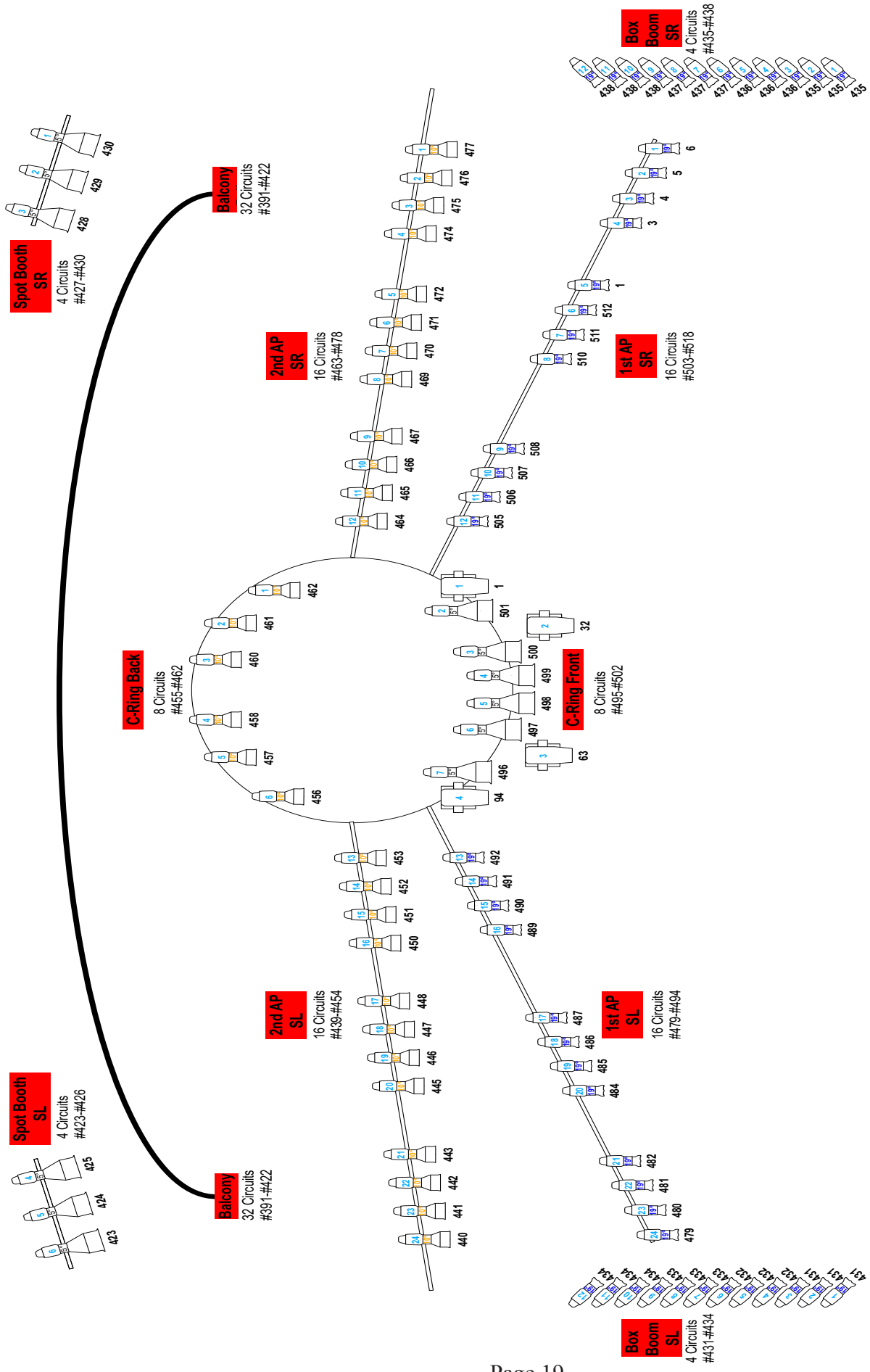
Spirallifts in full seating position. With seats off lift 1 & 2 are independently adjustable from stage height to 9'6" below stage height



Front of House Mix Position:

Harold Miossi Hall has a permanent FOH mix position with a Yamaha PM5D-RH console. To accommodate four consoles our mixer can be removed leaving a heavy duty steel framed 10' x 4' table for the four consoles to be placed on. If your console has to sit on top of your racks, we can strike the 10' x 4' table leaving a 10'10" X 9'9" area for the four consoles. The aisle behind the console can be filled up with racks, etc. Row S seats can be removed and tables can be placed to either side of the sound mix position for lighting boards, etc.





Harold Miossi Hall FOH Rep



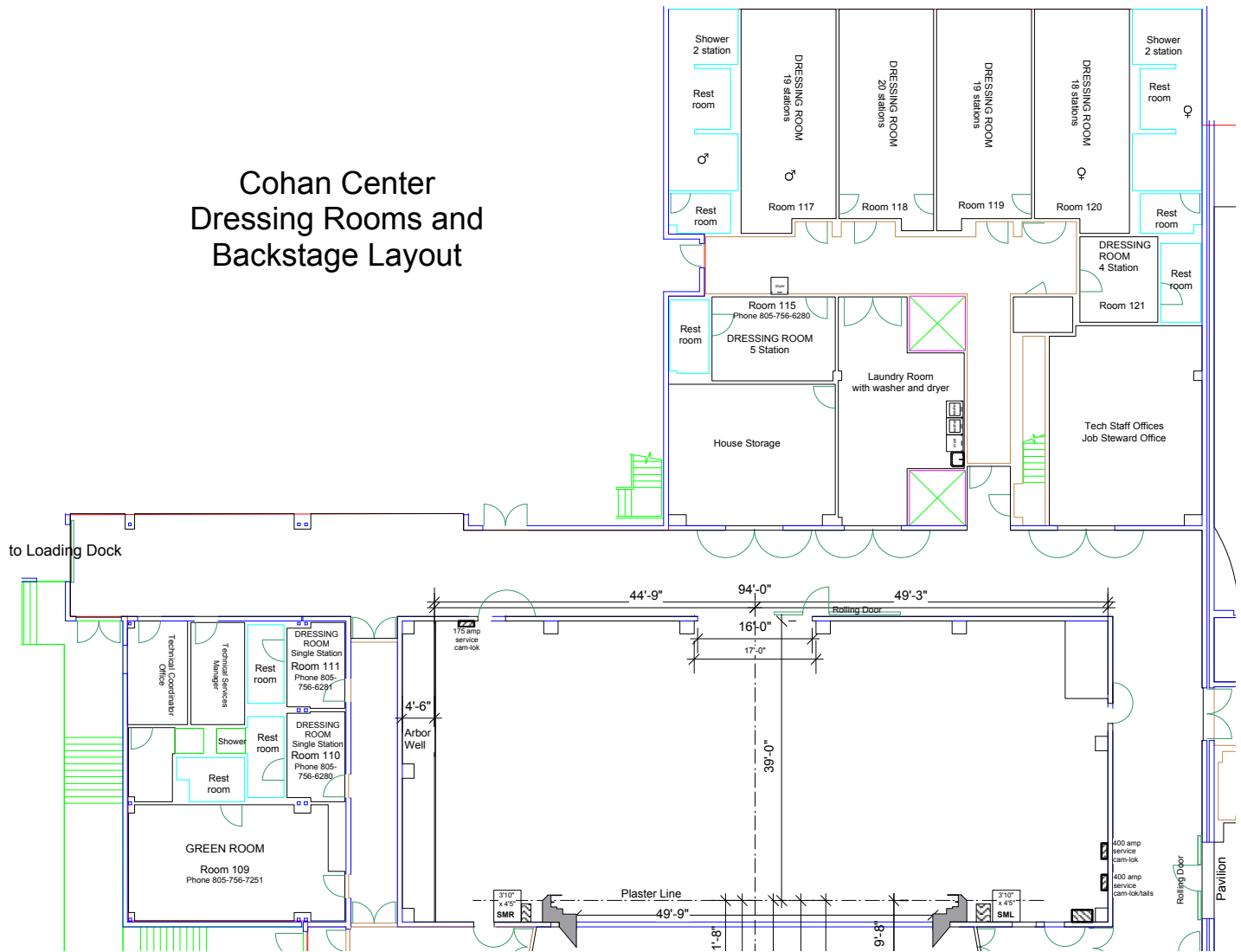
Key
Address

Movers
 VL-3500Q

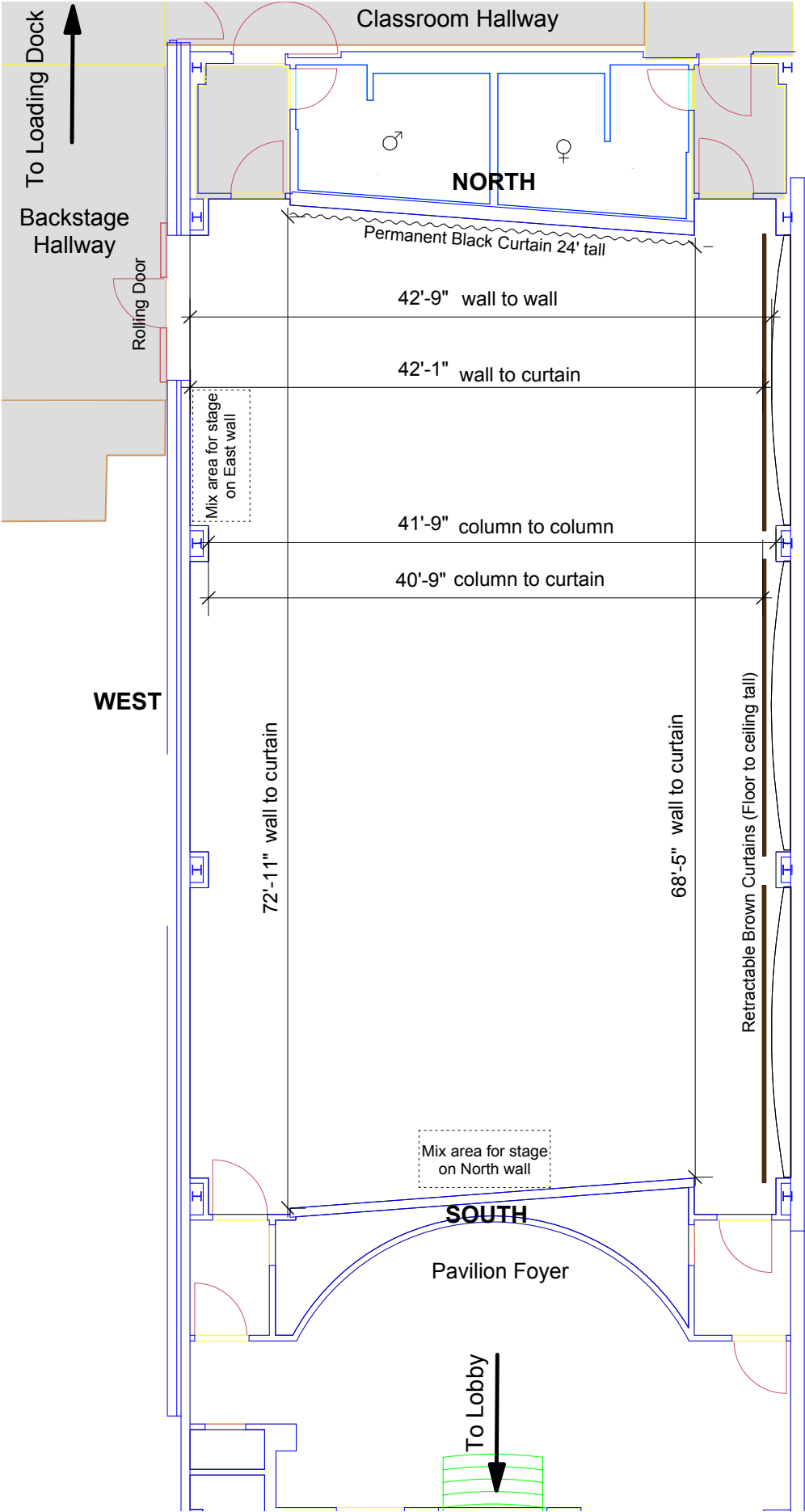
Source Four Ellipsoidals
 S-419 (Blue Knob)
 S-410 (Yellow Knob)
 S-405 (Black Knob)

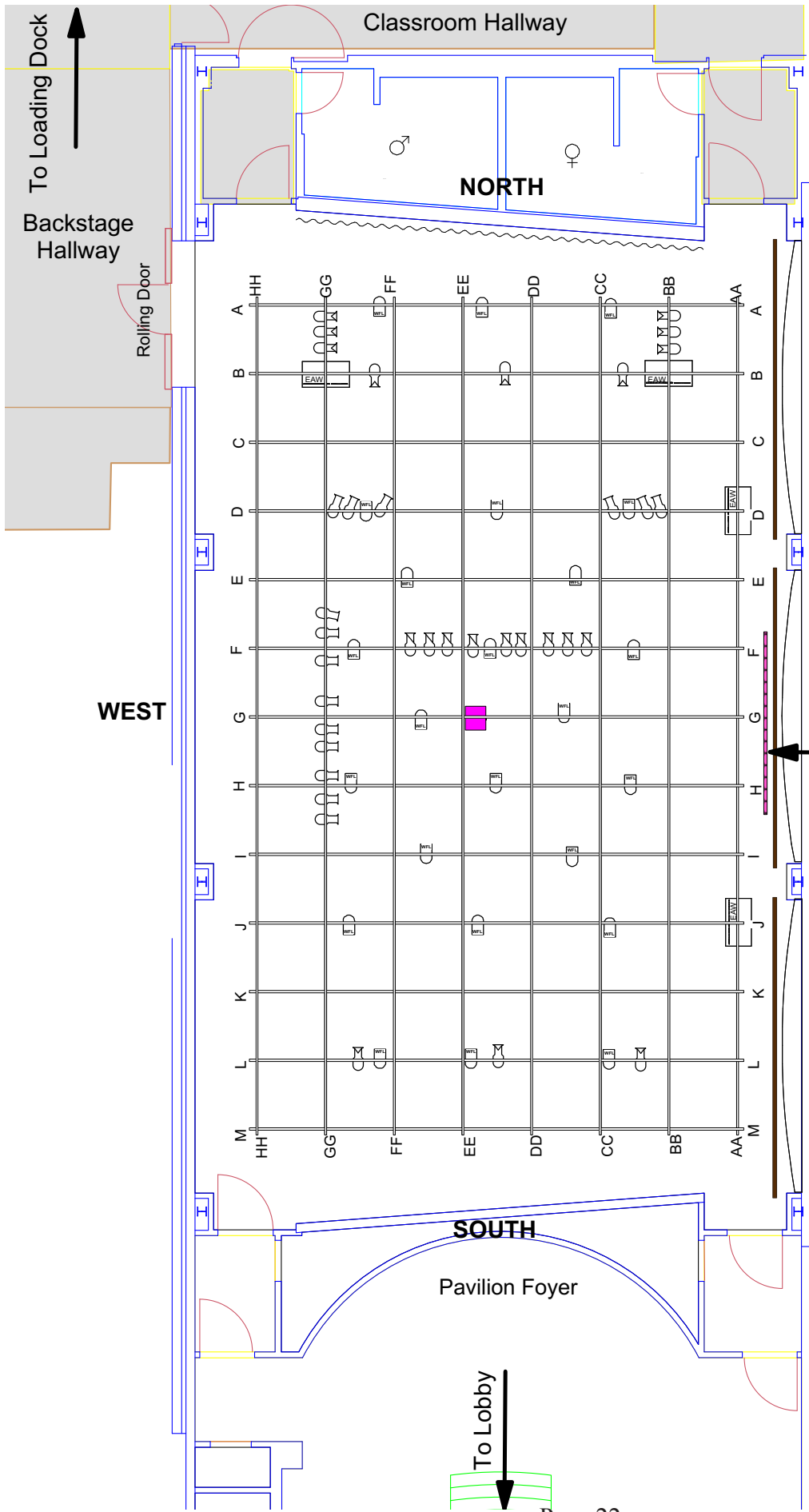
Date: 7-1-18

Cohan Center Dressing Rooms and Backstage Layout



PAVILION 06-128 Dimensions





PAVILION 06-128

Sprung Wood Floor
Versalite Staging

Sound System:
Portable system

- Allen & Heath GLD 80
- 28 inputs
- On board efx and processing
- 4 U4D-M4 UHF Wireless receivers with 4 UR-2 hand held mic's
- Numark MP102 CD Player

Speakers flown from grid:

- 2-EAW ASR695e for stages on North wall
- 2-EAW ASR695e for stages on East wall

EAST ←

10 x 13 screen (drops down in front of brown curtains)

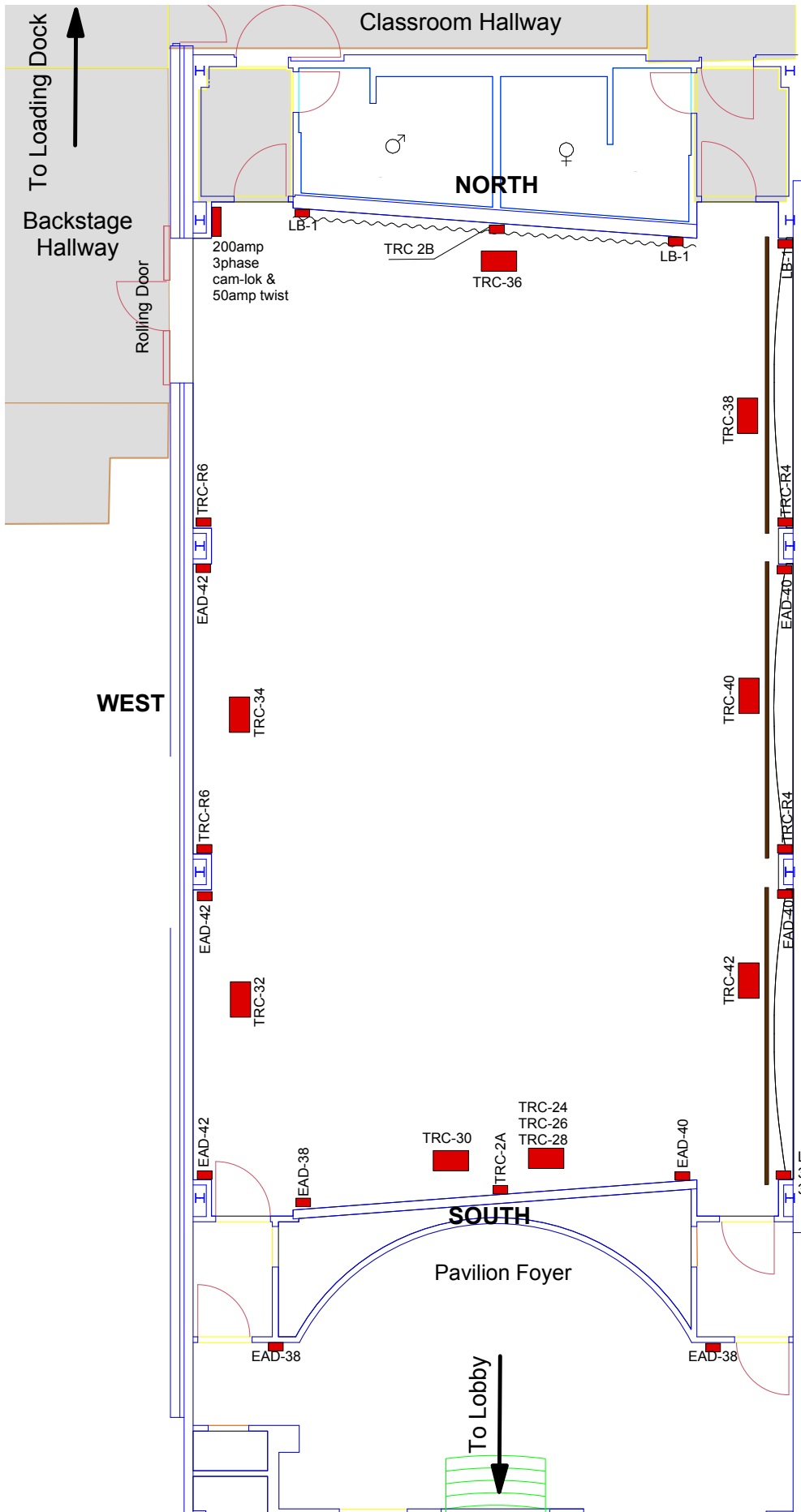
Pavilion Rep Plot Key

- S-4 05°
- S-4 26°
- Par 64 House lights
- S-4 10°
- S-4 36°
- Martin PAL 1200
- S-4 19°
- S-4 50°
- Epson 5.2K projector

Grid Height 24'2"

Pavilion Lighting Inventory:

- S-4 19°10
- S-4 26°20
- S-4 36°25
- S-4 50°25
- Par 64 WFL....24(house lights)



PAVILION 06-128

Electrical outlets with breaker panel information
 20 amps per breaker except outlets as noted